





July/August 2020  
Interactive Edition

# M. Bohlke Corp.

## Lumber Newsletter



# new arrivals: live edge slabs



### Boire (*Detarium senegalese*)

This medium-sized African tree can grow up to 130 feet. The trunks usually range from 20–40 inches in diameter. Boire live edge slabs can be light or medium to dark brown, with red or golden hues. Generally straight grained, sometimes interlocked, with a fine, uniform texture. Other than the tear-out that can happen with interlocked grains, Boire works well.

### Limba (*Terminalia superba*)

Another African tree, Limba reaches 150 feet in height with trunks of 5-7 feet. Limba live edge slabs have a pale yellow to light brown sapwood. Heartwood has high contrast and handsome bands of gray-black grain with a coarse texture. Limba is considered easy to work with hand and machine tools. These slabs have a wonderful natural luster and also glue and finish beautifully.

### Cedar of Lebanon (*Cedrus libani*)

These trees grow in the mountainous regions of the Eastern Mediterranean basin. Cedar of Lebanon live edge slabs cut and plane easily. In fact, because this wood is easy to work with hand and machine tools alike, it turns, glues, and finishes well, and takes a range of finishes. We currently have over 40 beautiful Cedar of Lebanon tops to choose from, with lengths between 9-20 feet, widths ranging from 19-62½ inches and thicknesses between 2-4½ inches.

We work diligently year round to supply you with beautiful, one-of-a-kind live edge tops. During our new arrival process, we unload shipments and double-check the quality of each individual slab. From the moment they arrive at our warehouses to the time they are sold, we care for them and admire their natural beauty.

Our detailed approach to inventory means you can rest assured knowing that consistency, high quality and transparency are at the forefront of our business. We assign item numbers to each slab, complete measurements and take photos. Figure and other noteworthy characteristics are also compiled.

With over 50 species in our live edge inventory alone, our impressive selection consists almost exclusively of imported and hard-to-find species, from Angelim Pedra (South America) to Wenge (Africa).

Since we are always on the lookout for high quality slabs to complement our square edge and veneer inventories, our online catalog continues to grow — we recommend checking back often for new arrivals.

In addition to live edge, we also carry imported lumber in square edge and boule form, carving pieces, and more. Click here ([mbvener.com/slabs/](http://mbvener.com/slabs/)) to visit our online live edge catalog and to learn more about us.

### More new live edge arrivals:

- Asoma | Camphor Burls
- European Oak | Walnut
- Figured Makore

#alwaysustainablysourced  
#alwaysresponsiblyharvested





# Teak

Current inventory:

4/4, 6/4, 8/4, 10/4, 12/4, 16/4 **Boules**


4/4, 5/4, 6/4, 8/4, 10/4 **FAS&BTR**

4/4, 6/4 **FAS&BTR FC FSC**

**Live Edge Slabs**



We specialize in catering  
to architectural millwork,  
marine building and flooring  
suppliers & professionals.



*Project:* Golden Burmese Teak; solid & re-sawn lumber - bathroom  
cabinetry and fixtures; woodworking by Brownell Furniture, Cincinnati,  
OH. *Photography:* Provided by Andy Brownell, Brownell Furniture.

**Contact us today  
for your imported  
lumber needs.**